

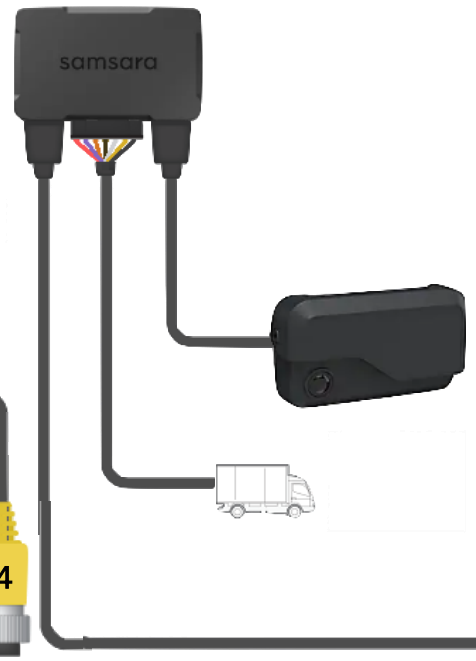




- Yellow: 12v+ Battery
- Red: 12V+ Ignition
- Black 12V- Ground
- Brown 12V+ Trigger Cam 1
- Green - Trigger Cam 2 (Reverse)
- Blue - Trigger Cam 3 (Left)
- White - Trigger Cam 4 (Right)



2-Pin Plug
 Power DC12-24V
 Red: 12V+ Ignition
 Black: 12V- Ground

4-Pin Plug
 Cam Triggers
 DO NOT USE

FORD F-150

Vehicle	Function	Color	Polarity	Location	Notes
2021-2023 Ford F-150 Standard Key	Constant 12V+	Red (40A)	(+)	BCM in passenger kick, black 22 pin plug (J7-G), pin 22	
	Ignition 12V+	White/Orange	(+)	Ignition Switch, black 6 pin plug, pin 2	
	Left Turn Signal	Blue/Green (LF) Gray/Orange (LR)	(+)	BCM in passenger kick, black 40 pin plug (J6-F), pin 39 (LF); blue 52 pin plug (J5-E), pin 26 (LR)	
	Right Turn Signal	Yellow/Violet (RF) Green/Orange (RR)	(+)	BCM in passenger kick, black 40 pin plug (J6-F), pin 38 (RF); blue 52 pin plug (J5-E), pin 52 (RR)	
	Reverse Light Signal	Green/Brown	(+)	BCM in passenger kick, black 36 pin plug (J3-C), pin 11	
	Reverse Light Signal (2)	Green/Brown (alternate location)	(+)	Driver Kick, harness to rear	

Vehicle	Function	Color	Polarity	Location	Notes
2021-2023 Ford F-150 PTS	Constant 12V+	Red (40A)	(+)	BCM in passenger kick, black 22 pin plug (J7-G), pin 22	
	Ignition 12V+	Yellow/Gray	(+)	BCM in passenger kick, gray 22 pin plug (J1-A), pin 4	
	Left Turn Signal	Blue/Green (LF) Gray/Orange (LR)	(+)	BCM in passenger kick, black 40 pin plug (J6-F), pin 39 (LF); blue 52 pin plug (J5-E), pin 26 (LR)	
	Right Turn Signal	Yellow/Violet (RF) Green/Orange (RR)	(+)	BCM in passenger kick, black 40 pin plug (J6-F), pin 38 (RF); blue 52 pin plug (J5-E), pin 52 (RR)	
	Reverse Light Signal	Green/Brown	(+)	BCM in passenger kick, black 36 pin plug (J3-C), pin 11	
	Reverse Light Signal (2)	Green/Brown (alternate location)	(+)	Driver Kick, harness to rear	

Vehicle	Function	Color	Polarity	Location	Notes
2016-2020 Ford F-150 Standard Key	Constant 12V+	White/Red (10A)	(+)	AT OBDII/Gateway Module, Black 24 pin plug, pin 13	
	Constant 12V+ (2)	Red (40A)	(+)	SJB pass kick, black 1 pin plug pin 1	
	Ignition 12V+	White/Orange	(+)	Ignition Switch, black 7 pin plug, pin 1	
	Left Turn Signal	Blue/Green (LF) Gray/Orange (LR)	(+)	BCM in passenger kick, black 40 pin plug (J6-F), pin 39 (LF); blue 52 pin plug (J5-E), pin 26 (LR)	
	Right Turn Signal	Yellow/Violet (RF) Green/Orange (RR)	(+)	BCM in passenger kick, black 40 pin plug (J6-F), pin 38 (RF); blue 52 pin plug (J5-E), pin 52 (RR)	
	Reverse Light Signal	Green/Brown	(+)	Driver Kick --or-- BCM in passenger kick, black 36 pin plug (J3-C), pin 11	

Vehicle	Function	Color	Polarity	Location	Notes
2015-2020 Ford F-150 PTS	Constant 12V+	White/Red (10A)	(+)	AT OBDII/Gateway Module, Black 24 pin plug, pin 13	
	Constant 12V+ (2)	Red (40A)	(+)	SJB pass kick, black 1 pin plug pin 1	
	Ignition 12V+	White (Ignition Sense Only Not For RS)	(+)	BCM black 22 pin plug, pin 16	
	Left Turn Signal	Blue/Green (LF) Gray/Orange (LR)	(+)	BCM in passenger kick, black 40 pin plug (J6-F), pin 39 (LF); blue 52 pin plug (J5-E), pin 26 (LR)	
	Right Turn Signal	Yellow/Violet (RF) Green/Orange (RR)	(+)	BCM in passenger kick, black 40 pin plug (J6-F), pin 38 (RF); blue 52 pin plug (J5-E), pin 52 (RR)	
	Reverse Light Signal	Green/Brown	(+)	Driver Kick --or-- BCM in passenger kick, black 36 pin plug (J3-C), pin 11	
Vehicle	Function	Color	Polarity	Location	Notes
2011-2014 Ford F-150 Standard Key	Constant 12V+	Red (30A)	(+)	BCM black 32 pin plug, pin 6	
	Constant 12V+ (2)	Blue/Red (30A)	(+)	BCM black 32 pin plug, pin 1	
	Ignition 12V+	White/Orange	(+)	Ignition Switch, black 7 pin plug, pin 1	
	Left Turn Signal	Blue/Green (LF) Gray/Brown (LR)	(+)	BCM, brown 26 pin plug (F), pin 8; black 32 pin plug (D), pin 12	
	Right Turn Signal	Yellow/Violet (RF) Violet/Orange (RR)	(+)	BCM, brown 26 pin plug (F), pin 7; black 32 pin plug (D), pin 15	
	Reverse Light Signal	Blue/White	(+)	BCM black 32 pin plug, pin 13	

FORD F-250

Vehicle	Function	Color	Polarity	Location	Notes
2017-2020 Ford F-250 Standard Key	Constant 12V+	Green/Red or Violet/Red (50A)	(+)	BCM in passenger kick, black 22 pin plug (J7-G), pins 17 & 22	
	Ignition 12V+	White/Orange	(+)	Ignition Switch, black 7 pin plug, pin 1	
	Left Turn Signal	Blue/Green (LF) Gray/Orange or Gray/Brown (LR)	(+)	BCM in passenger kick, black 40 pin plug (J6-F), pin 39 (LF); blue 52 pin plug (J5-E), pin 26 (LR)	
	Right Turn Signal	Yellow/Blue or Yellow/Violet (LF) Green/Orange or Violet Orange (RR)	(+)	BCM in passenger kick, black 40 pin plug (J6-F), pin 38 (RF); blue 52 pin plug (J5-E), pin 52 (RR)	
	Reverse Light Signal	Green/Brown	(+)	Driver Kick --or-- BCM in passenger kick, black 36 pin plug (J3-C), pin 11	

Vehicle	Function	Color	Polarity	Location	Notes
2017-2020 Ford F-250 PTS	Constant 12V+	Green/Red or Violet/Red (50A)	(+)	BCM in passenger kick, black 22 pin plug (J7-G), pins 17 & 22	
	Ignition 12V+	Green/Orange	(+)	BCM in passenger kick, black 36 pin plug (J3-C), pin 23	
	Left Turn Signal	Blue/Green (LF) Gray/Orange or Gray/Brown (LR)	(+)	BCM in passenger kick, black 40 pin plug (J6-F), pin 39 (LF); blue 52 pin plug (J5-E), pin 26 (LR)	
	Right Turn Signal	Yellow/Blue or Yellow/Violet (LF) Green/Orange or Violet Orange (RR)	(+)	BCM in passenger kick, black 40 pin plug (J6-F), pin 38 (RF); blue 52 pin plug (J5-E), pin 52 (RR)	
	Reverse Light Signal	Green/Brown	(+)	Driver Kick --or-- BCM in passenger kick, black 36 pin plug (J3-C), pin 11	

Vehicle	Function	Color	Polarity	Location	Notes
2009 Ford F-250	Constant 12V+	Battery	(+)	SJB pass kick, black 1 pin plug pin 1	
	Ignition 12V+	White/Orange	(+)	Ignition Switch, black 7 pin plug, pin 1	
	Left Turn Signal	Blue/Green (LF)	(+)	BCM Passenger Kick 26 pin plug (F), pin 21; *Rear turn signal is multifunction*	
	Right Turn Signal	Yellow/Violet (RF)	(+)	BCM Passenger Kick 26 pin plug (F), pin 23; *Rear turn signal is multifunction*	
	Reverse Light Signal	Green/Brown	(+)	Reverse light relay in battery junction box or at taillight	

FORD F-350

Vehicle	Function	Color	Polarity	Location	Notes
2016 Ford F-350	Constant 12V+	Red (125A)	(+)	SJB pass kick, black 1 pin plug pin 1	
	Ignition 12V+	White/Orange	(+)	Ignition Switch, black 7 pin plug, pin 1	
	Left Turn Signal	Blue/Green (LF) Gray/Orange (LR)	(+)	BCM Passenger Kick brown 26 pin plug (F), pin 8; 26 pin plug pin 14	
	Right Turn Signal	Yellow/Violet (RF) Green/Orange (RR)	(+)	BCM Passenger Kick brown 26 pin plug (F), pin 7; 26 pin plug pin 15	
	Reverse Light Signal	Green/Brown	(+)	BCM Passenger Kick black 32 pin plug (F), pin 13	

FORD F-450 CHASSIS

Vehicle	Function	Color	Polarity	Location	Notes
2021FordF450 Standard Key	Constant 12V+	Violet/Red (50A)	(+)	BCM in passenger kick, black 22 pin plug (J7-G), pin 22	
	Ignition 12V+	White/Orange	(+)	Ignition Switch, black 7 pin plug, pin 1	
	Left Turn Signal	Blue/Green (LF) Gray/Orange or Gray/Brown (LR)	(+)	BCM in passenger kick, black 40 pin plug (J6-F), pin 39 (LF); blue 52 pin plug (J5-E), pin 26 or 24 (LR)	
	Right Turn Signal	Yellow/Blue or Yellow/Violet (LF) Green/Orange or Violet Orange (RR)	(+)	BCM in passenger kick, black 40 pin plug (J6-F), pin 38 (RF); blue 52 pin plug (J5-E), pin 52 or 23 (RR)	
	Reverse Light Signal	Green/Brown	(+)	Driver Kick --or-- BCM in passenger kick, black 36 pin plug (J3-C), pin 11	

Vehicle	Function	Color	Polarity	Location	Notes
2021FordF450 PTS	Constant 12V+	Red (125A)	(+)	BCM in passenger kick, black 22 pin plug (J7-G), pin 22	
	Ignition 12V+	Green/Orange	(+)	BCM in passenger kick, black 36 pin plug (J3-C), pin 23	
	Left Turn Signal	Blue/Green (LF) Gray/Orange or Gray/Brown (LR)	(+)	BCM in passenger kick, black 40 pin plug (J6-F), pin 39 (LF); blue 52 pin plug (J5-E), pin 26 or 24 (LR)	
	Right Turn Signal	Yellow/Blue or Yellow/Violet (LF) Green/Orange or Violet Orange (RR)	(+)	BCM in passenger kick, black 40 pin plug (J6-F), pin 38 (RF); blue 52 pin plug (J5-E), pin 52 or 23 (RR)	
	Reverse Light Signal	Blue/White	(+)	BCM Passenger Kick black 32 pin plug (F), pin 13	

FORD F-550 CHASSIS

2021Ford550 Chassis	Function	Color	Polarity	Location	Notes
	Constant 12V+	Violet/Red (50A)	(+)	BCM in passenger kick, black 22 pin plug (J7-G), pin 22	
	Ignition 12V+	White/Orange	(+)	Ignition Switch, black 7 pin plug, pin 1	
	Left Turn Signal	Blue/Green (LF) Gray/Orange or Gray/Brown (LR)	(+)	BCM in passenger kick, black 40 pin plug (J6-F), pin 39 (LF); blue 52 pin plug (J5-E), pin 26 or 24 (LR)	
	Right Turn Signal	Yellow/Blue or Yellow/Violet (LF) Green/Orange or Violet Orange (RR)	(+)	BCM in passenger kick, black 40 pin plug (J6-F), pin 38 (RF); blue 52 pin plug (J5-E), pin 52 or 23 (RR)	
	Reverse Light Signal	Green/Brown	(+)	Driver Kick --or-- BCM in passenger kick, black 36 pin plug (J3-C), pin 11	

Vehicle	Function	Color	Polarity	Location	Notes
2017Ford550 Chassis	Constant 12V+	Red (125A)	(+)	SJB pass kick, black 1 pin plug pin 1	
	Ignition 12V+	White/Orange	(+)	Ignition Switch, black 7 pin plug, pin 1	
	Left Turn Signal	Blue/Green (LF) Gray/Orange or Gray/Brown (LR)	(+)	BCM in passenger kick, black 40 pin plug (J6-F), pin 39 (LF); blue 52 pin plug (J5-E), pin 26 or 24 (LR)	
	Right Turn Signal	Yellow/Blue or Yellow/Violet (LF) Green/Orange or Violet Orange (RR)	(+)	BCM in passenger kick, black 40 pin plug (J6-F), pin 38 (RF); blue 52 pin plug (J5-E), pin 52 or 23 (RR)	
	Reverse Light Signal	Blue/White	(+)	BCM Passenger Kick black 32 pin plug (F), pin 13	

FORD F-750 CHASSIS

Vehicle	Function	Color	Polarity	Location	Notes
2017 Ford F-750	Constant 12V+	Brown/Red (30A)	(+)	SJB pass kick, black 1 pin plug pin 1	
	Ignition 12V+	White/Orange	(+)	Ignition Switch, black 7 pin plug, pin 1	
	Left Turn Signal	Blue/Green (LF) Gray/Orange (LR)	(+)	BCM Passenger Kick brown 26 pin plug (F), pin 8; 26 pin plug pin 14	
	Right Turn Signal	Yellow/Violet (RF) Green/Orange (RR)	(+)	BCM Passenger Kick brown 26 pin plug (F), pin 7; 26 pin plug pin 15	
	Reverse Light Signal	Green/Brown	(+)	BCM Passenger Kick black 32 pin plug (F), pin 13	

FORD E-SERIES VAN

Vehicle	Function	Color	Polarity	Location	Notes
2023FordE-450 Cutaway	Constant 12V+	Red (50A)	(+)	BCM-Dash Fuse Box, black 22 pin plug (J7-G), pin 22	
	Ignition 12V+	White/Orange	(+)	Ignition Switch, black 7 pin plug, pin 1	
	Left Turn Signal	Blue/Green (LF) Gray/Orange (LR)	(+)	BCM-Dash Fuse Box, black 40 pin plug (J6-F), pin 39 (LF); blue 52 pin plug (J5-E), pin 26 (LR)	
	Right Turn Signal	Yellow/Violet (RF) Green/Orange (RR)	(+)	BCM-Dash Fuse Box, black 40 pin plug (J6-F), pin 38 (RF); blue 52 pin plug (J5-E), pin 52 (RR)	
	Reverse Light Signal	Green/Brown	(+)	BCM-Dash Fuse Box, black 22 pin plug (J7-G), pin 19	

Vehicle	Function	Color	Polarity	Location	Notes
2017FordFord E450 Cutaway	Constant 12V+	Red (Fuseable Link)	(+)	SJB under driver dash, black 1 pin plug pin 1	
	Ignition 12V+	White/Orange	(+)	Ignition Switch gray 13 pin plug, pin 1	
	Left Turn Signal	Blue/Green (LF) Gray/Brown (LR)	(+)	SJB under driver dash, black 26 pin plug (F), pin 21; black 32 pin plug (D), pin 25	
	Right Turn Signal	Yellow/Violet (RF) Violet/Orange (RR)	(+)	SJB under driver dash, black 26 pin plug (F), pin 23; black 32 pin plug (D), pin 26	
	Reverse Light Signal	Blue/White	(+)	Driver kick harness to rear of vehicle	

Vehicle	Function	Color	Polarity	Location	Notes
2013FordE-350 Cutaway	Constant 12V+	Red (Fuseable Link)	(+)	SJB under driver dash, black 1 pin plug pin 1	
	Ignition 12V+	White/Orange	(+)	Ignition Switch gray 13 pin plug, pin 1	
	Left Turn Signal	Blue/White (LF) Yellow/Blue (LR)	(+)	BCM under driver dash, brown 26 pin plug, pin 2 (LF); pin 1 (LR)	
	Right Turn Signal	Green/Violet (RF) Brown/Green (RR)	(+)	BCM under driver dash, black 26 pin plug, pin 3 (RF); pin 4 (RR)	
	Reverse Light Signal	Blue/White	(+)	Driver kick harness to rear of vehicle	

FORD TRANSIT AND TRANSIT CONNECT

Vehicle	Function	Color	Polarity	Location	Notes
2016 Ford Transit 150	Constant 12V+	Yellow/Red (60A)	(+)	BCM Black 2 Pin plug, pin 1	
	Ignition 12V+	Brown/Yellow	(+)	Ignition switch black 7 pin plug, pin 1	
	Left Turn Signal	Blue/Green (LF) White Green (LR)	(+)	BCM/dash fuse box, brown 76 pin plug (C), pin 61; brown 46 pin plug (B), pin 68	
	Right Turn Signal	Yellow/Violet (RF) Gray/Violet (RR)	(+)	BCM/dash fuse box, brown 76 pin plug (C), pin 63; brown 46 pin plug (B), pin 20	
	Reverse Light Signal	Green/Brown	(+)	BCM Brown 46 pin plug, pin 11	

Vehicle	Function	Color	Polarity	Location	Notes
2020-2024 Ford Transit 250 PTS	Constant 12V+	Red (50A)	(+)	BCM-Dash Fuse Box Black 22 pin plug pin 22	
	Ignition 12V+	Blue/Brown	(+)	BCM-Dash Fuse Box, black-gray 22 pin plug (J1-A), pin 15	
	Left Turn Signal	Blue/Green (LF); White Green or Gray/Orange (LR)	(+)	BCM-Dash Fuse Box, black 40 pin plug (J6-F), pin 39 (LF); blue 52 pin plug (J5-E), pin 26 (LR)	
	Right Turn Signal	Yellow/Violet (RF); Gray/Violet or Green/Orange (RR)	(+)	BCM-Dash Fuse Box, black 40 pin plug (J6-F), pin 38 (RF); blue 52 pin plug (J5-E), pin 52 (RR)	
	Reverse Light Signal	Green/Brown	(+)	BCM-Dash Fuse Box, black 36 pin plug (J3-C), pin 11	

Vehicle	Function	Color	Polarity	Location	Notes
2020-2024 Ford Transit 250 Standard Key	Constant 12V+	Red (50A)	(+)	BCM-Dash Fuse Box Black 22 pin plug pin 22	
	Ignition 12V+	Brown/Yellow	(+)	Ignition switch black 7 pin plug, pin 1	
	Left Turn Signal	Blue/Green (LF); White Green or Gray/Orange (LR)	(+)	BCM-Dash Fuse Box, black 40 pin plug (J6-F), pin 39 (LF); blue 52 pin plug (J5-E), pin 26 (LR)	
	Right Turn Signal	Yellow/Violet (RF); Gray/Violet or Green/Orange (RR)	(+)	BCM-Dash Fuse Box, black 40 pin plug (J6-F), pin 38 (RF); blue 52 pin plug (J5-E), pin 52 (RR)	
	Reverse Light Signal	Green/Brown	(+)	BCM-Dash Fuse Box, black 36 pin plug (J3-C), pin 11	

Vehicle	Function	Color	Polarity	Location	Notes
2015-2019 Ford Transit 250	Constant 12V+	Yellow/Red (60A)	(+)	BCM Black 2 Pin plug, pin 1	
	Ignition 12V+	Brown/Yellow	(+)	Ignition switch black 7 pin plug, pin 1	
	Left Turn Signal	Blue/Green (LF) White Green (LR)	(+)	BCM/dash fuse box, brown 76 pin plug (C), pin 61; brown 46 pin plug (B), pin 68	
	Right Turn Signal	Yellow/Violet (RF) Gray/Violet (RR)	(+)	BCM/dash fuse box, brown 76 pin plug (C), pin 63; brown 46 pin plug (B), pin 20	
	Reverse Light Signal	Green/Brown	(+)	BCM Brown 46 pin plug, pin 11	

Vehicle	Function	Color	Polarity	Location	Notes
2020-2024 Ford Transit 350 PTS	Constant 12V+	Red (50A)	(+)	BCM-Dash Fuse Box Black 22 pin plug pin 22	
	Ignition 12V+	Blue/Brown	(+)	BCM-Dash Fuse Box, black-gray 22 pin plug (J1-A), pin 15	
	Left Turn Signal	Blue/Green (LF); White Green or Gray/Orange (LR)	(+)	BCM-Dash Fuse Box, black 40 pin plug (J6-F), pin 39 (LF); blue 52 pin plug (J5-E), pin 26 (LR)	
	Right Turn Signal	Yellow/Violet (RF); Gray/Violet or Green/Orange (RR)	(+)	BCM-Dash Fuse Box, black 40 pin plug (J6-F), pin 38 (RF); blue 52 pin plug (J5-E), pin 52 (RR)	
	Reverse Light Signal	Green/Brown	(+)	BCM-Dash Fuse Box, black 36 pin plug (J3-C), pin 11	
Vehicle	Function	Color	Polarity	Location	Notes
2020-2024 Ford Transit 350 Standard Key	Constant 12V+	Red (50A)	(+)	BCM-Dash Fuse Box Black 22 pin plug pin 22	
	Ignition 12V+	Brown/Yellow	(+)	Ignition switch black 7 pin plug, pin 1	
	Left Turn Signal	Blue/Green (LF); White Green or Gray/Orange (LR)	(+)	BCM-Dash Fuse Box, black 40 pin plug (J6-F), pin 39 (LF); blue 52 pin plug (J5-E), pin 26 (LR)	
	Right Turn Signal	Yellow/Violet (RF); Gray/Violet or Green/Orange (RR)	(+)	BCM-Dash Fuse Box, black 40 pin plug (J6-F), pin 38 (RF); blue 52 pin plug (J5-E), pin 52 (RR)	
	Reverse Light Signal	Green/Brown	(+)	BCM-Dash Fuse Box, black 36 pin plug (J3-C), pin 11	
Vehicle	Function	Color	Polarity	Location	Notes
2015 Ford Transit Connect	Constant 12V+	Red (50A)	(+)	BCM behind glove box Black 2 Pin plug, pin 1	
	Ignition 12V+	Brown/Yellow	(+)	BCM behind glove box Blue 60 pin plug, pin 43	
	Left Turn Signal	Blue/Green (LF) Gray/Orange (LR)	(+)	BCM behind glove box 42 Pin plug, pin 24; 60 Pin plug, pin 6	
	Right Turn Signal	Yellow/Violet (RF) Green/Orange (RR)	(+)	BCM behind glove box 42 Pin plug, pin 24; 60 Pin plug, pin 3	
	Reverse Light Signal	Blue/White	(+)	BCM behind glove box Brown 20 Pin plug, pin 20	